



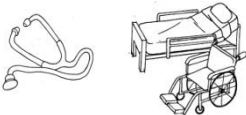





Appendix E: PIDAC's Routine Practices Fact Sheet for All Health Care Settings

ROUTINE PRACTICES to be used with <u>ALL PATIENTS</u>	
	<p>Hand Hygiene</p> <p>Hand hygiene is performed using alcohol-based hand rub or soap and water:</p> <ul style="list-style-type: none"> ✓ Before and after each client/patient/resident contact ✓ Before performing invasive procedures ✓ Before preparing, handling, serving or eating food ✓ After care involving body fluids and before moving to another activity ✓ Before putting on and after taking off gloves and PPE ✓ After personal body functions (e.g., blowing one's nose) ✓ Whenever hands come into contact with secretions, excretions, blood and body fluids ✓ After contact with items in the client/patient/resident's environment
	<p>Mask and Eye Protection or Face Shield [based on risk assessment]</p> <ul style="list-style-type: none"> ✓ Protect eyes, nose and mouth during procedures and care activities likely to generate splashes or sprays of blood, body fluids, secretions or excretions. ✓ Wear within two metres of a coughing client/patient/resident.
	<p>Gown [based on risk assessment]</p> <ul style="list-style-type: none"> ✓ Wear a long-sleeved gown if contamination of skin or clothing is anticipated.
	<p>Gloves [based on risk assessment]</p> <ul style="list-style-type: none"> ✓ Wear gloves when there is a risk of hand contact with blood, body fluids, secretions, excretions, non-intact skin, mucous membranes or contaminated surfaces or objects. ✓ Wearing gloves is NOT a substitute for hand hygiene. ✓ Remove immediately after use and perform hand hygiene after removing gloves.
	<p>Environment and Equipment</p> <ul style="list-style-type: none"> ✓ All equipment that is being used by more than one client/patient/resident must be cleaned between clients/patients/residents. ✓ All high-touch surfaces in the client/patient/resident's room must be cleaned daily.
	<p>Linen and Waste</p> <ul style="list-style-type: none"> ✓ Handle soiled linen and waste carefully to prevent personal contamination and transfer to other clients/patients/residents.
	<p>Sharps Injury Prevention</p> <ul style="list-style-type: none"> ✓ NEVER RECAP USED NEEDLES. ✓ Place sharps in sharps containers. ✓ Prevent injuries from needles, scalpels and other sharp devices. ✓ Where possible, use safety-engineered medical devices.
	<p>Patient Placement/Accommodation</p> <ul style="list-style-type: none"> ✓ Use a single room for a client/patient/resident who contaminates the environment. ✓ Perform hand hygiene on leaving the room.

Reference: PIDAC's *Routine Practices and Additional Precautions for All Health Care Settings*, revised July 2011. Available at:
<http://www.oahpp.ca/resources/pidac-knowledge/best-practice-manuals/routine-practices-and-additional-precautions.html>

Images Developed By: Kevin Rostant